

LC-R127R2PG*1

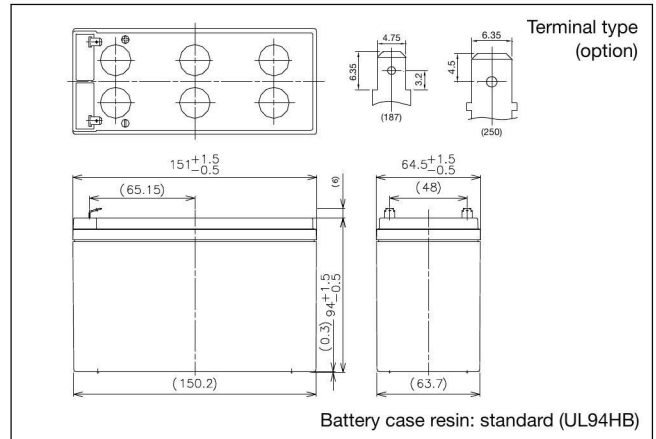
For main and standby power supplies. Expected trickle design life: 6 – 9 years at 20°C according to Eurobat.

VdS

G193046



Dimensions (mm)



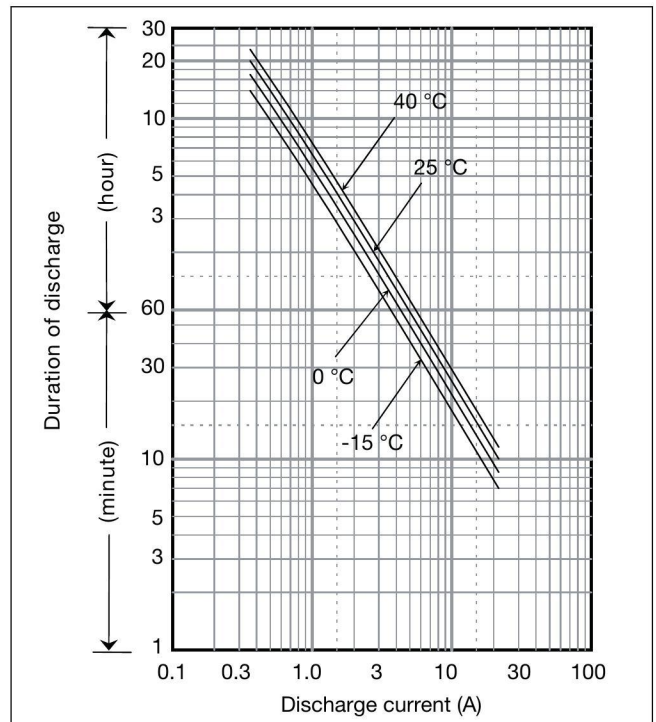
Specifications

Nominal voltage	12V	
Nominal capacity (20 hour rate)	7.2Ah	
Dimensions	Length	151mm
	Width	64.5mm
	Height	94mm
	Total Height	100mm
Approx. mass	2.47kg	
Terminal	Faston 187 or Faston 250 with hole	

Characteristics

Capacity (25°C)	20 hour rate	7.2Ah
	10 hour rate	6.8Ah
	5 hour rate	6.3Ah
	1 hour rate	4.9Ah
Internal resistance	Fully charged battery (25°C)	21mΩ
Temperature dependency of capacity (20 hour rate)	40°C	102%
	25°C	100%
	0°C	85%
	-15°C	65%
Self discharge (25°C)	After 3 months	91%
	After 6 months	82%
	After 12 months	64%

Duration of discharge vs Discharge current



Watt Table

(Wattage/Battery)

Cut-off V	3min	5min	10min	15min	20min	30min	45min	1h	1.5h	2h	3h	4h	5h	6h	10h	20h	24h
9.6V	433	341	223	170	143	106	75.1	60.1	41.3	32.0	23.8	18.3	15.1	12.1	8.04	4.36	3.64
9.9V	401	320	218	169	140	105	74.7	60.1	40.5	31.7	23.7	18.2	15.0	12.1	8.00	4.34	3.62
10.2V	370	300	213	166	138	104	74.0	58.9	39.7	30.9	23.4	18.0	14.9	12.0	7.92	4.33	3.61
10.5V	329	269	197	154	131	102	72.8	57.7	38.9	29.8	23.1	17.9	14.7	11.8	7.88	4.32	3.60
10.8V	278	237	176	144	128	98	71.6	56.5	37.8	28.4	22.6	17.7	14.4	11.7	7.80	4.30	3.58

Ampere Table

(Ampere/Battery)

Cut-off V	3min	5min	10min	15min	20min	30min	45min	1h	1.5h	2h	3h	4h	5h	6h	10h	20h	24h
9.6V	38.9	30.6	19.9	14.8	12.3	9.1	6.4	5.1	3.50	2.70	2.00	1.53	1.26	1.012	0.670	0.363	0.303
9.9V	36.1	28.7	19.5	14.7	12.1	9.0	6.4	5.1	3.43	2.68	1.99	1.52	1.25	1.008	0.667	0.362	0.302
10.2V	33.3	26.9	19.0	14.4	11.9	8.9	6.3	5.0	3.36	2.61	1.97	1.51	1.24	1.000	0.660	0.361	0.301
10.5V	29.6	24.1	17.6	13.4	11.3	8.7	6.2	4.9	3.29	2.52	1.94	1.50	1.23	0.988	0.657	0.360	0.300
10.8V	25.0	21.3	15.7	12.5	11.0	8.4	6.1	4.8	3.20	2.40	1.90	1.48	1.20	0.972	0.650	0.358	0.298

*1 This battery is also available with a flame retardant battery case resin (UL94 V-0) but with no VdS certification.



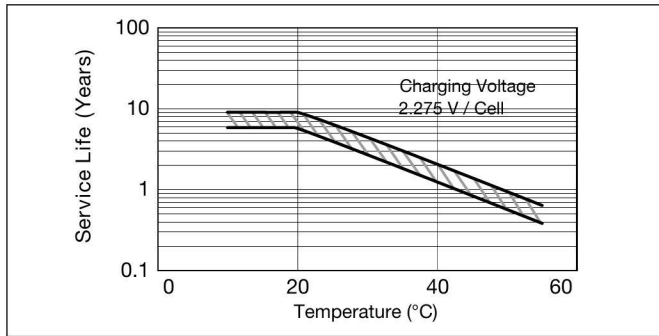
Charging Method

Cycle use	Control voltage: 14.5 - 14.9V; Initial current: 2.88A or smaller
Trickle use	Control voltage: 13.6 - 13.8V; Initial current: 1.08A or smaller

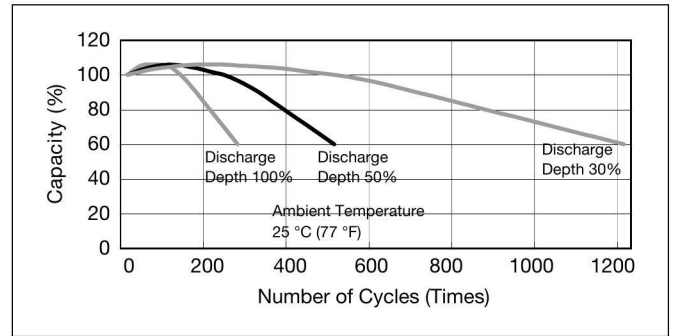
Cut off voltage

Discharge current	0.36A - 1.44A	1.44A - 3.6A	3.6A - 7.2A	7.2A - 14.4A	14.4A - 21.6A
Cut off voltage (V)	10.5	10.2	9.9	9.3	8.7

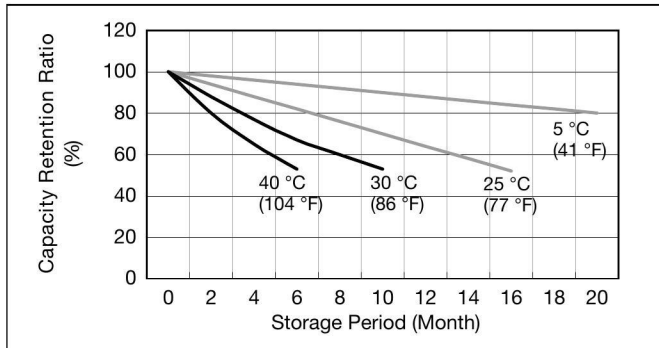
Influence of Temperature on Trickle life



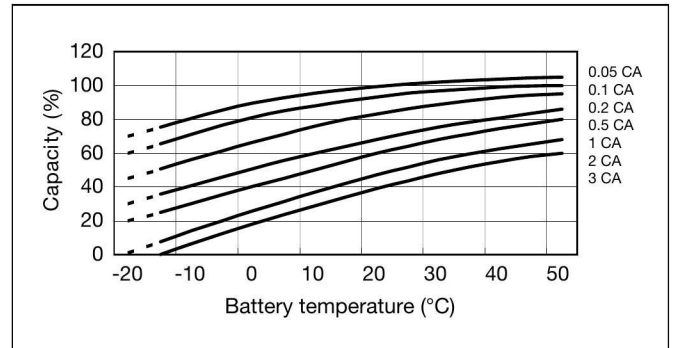
Cycle life vs Depth of discharge



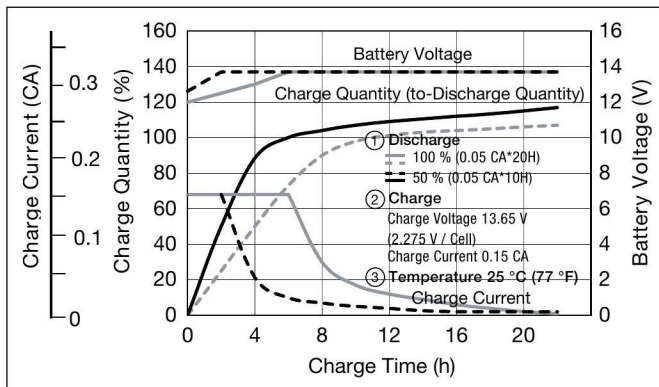
Residual capacity vs storage period



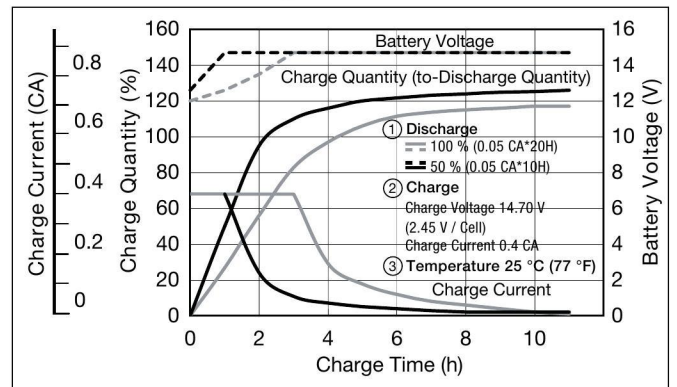
Discharge capacity by temperature and by discharge current



Constant-voltage and constant-current charge characteristics for Trickle use



Constant-voltage and constant-current charge characteristics for Cycle use



Discharge characteristics

